

NETHERLANDS PHILATELY



JOURNAL of the American Society for Netherlands Philately

Volume 4/1

News and Notes

When we asked our new Corresponding Secretary, Rolf P. Salinger, for a small biography to let all the members know who he is, we received a very short biography. Didn't we tell you that most philatelists are rather "shy"?

I was born in Germany and raised in China. I entered the United States in 1948 and joined the U.S. armed forces. After 12 years of service with the U.S. Air Force, I settled in San Francisco in 1960. In 1961 I joined the staff of the Hartford Insurance Company in 1961 and was transferred by that company to Hartford, Connecticut, in February 1977, where I presently supervise product liability claims at the corporate headquarters of the company.

In 1964 I revived a childhood interest in philately, and built a postal history collection of pre-stamp and 19th century Swiss material. I won several awards in regional shows in California and a Second Grand Award at SESCOAL in 1967.

I became interested in Dutch philately in 1972 and am building a postal history collection comprising prephilatelic material and stamps to the third issue. Also - as a side-line - I am endeavouring to complete Plates IV of the 5 cent and 10 cent 1852, and the 15 cent of that issue.

I am a Fellow of the Royal Philatelic Society, London, and a member of the Netherlands Philatelic Circle in England.

I should have mentioned before that I am married and have one daughter who lives in England.

AUCTION

Last year the ASNP received a donation consisting of several automatic vending machine booklets of the Netherlands. We asked our in-house "expert," our Vice-President, to identify the booklets, and we will now auction them to the highest bidder - member of the ASNP.

We will give you a list of the booklets according to the latest catalog (1978-79), plus their prices in that catalog, and a list of prices asked for these same booklets in an advertisement in the June 1978 Maandblad. Please remember that the dollar is now worth about 2.10 guilders.

In bidding, please be sure that you submit the auction number (1 through 10), and the price you are willing to pay. All bids should be submitted to our Treasurer, Mr. John W. Van Buskirk, C.J. Holt & Co., Inc., 11 Park Place, New York, NY 10007. All bids should be in before October 31 and be in U.S. dollars. Do NOT send a check or money order with your bid!

	1978-79 catalog	Brouwer ad.
1. booklet 4yW	f 17.00	f 15.00
2. booklet 7a	12.50	13.00
3. booklet 8a	32.50	32.50
4. booklet 9a	60.00	60.00
5. booklet 9hF	35.00	75.00
6. booklet 11a	55.00	65.00
7. booklet 11b	60.00	65.00
8. booklet 12a	35.00	45.00
9. booklet 14b	20.00	27.50
10. booklet 16a	10.00	10.00

All the monies realized from this auction will be used to buy material for our library.


Notice

The T. Vrijdag Collection of the Republic Indonesia 1945-1949 will be sold by mail auction. There are hundreds of commercially used covers and post cards. Almost all stamps are listed in the Dai Nippon catalog. The auction catalog will contain extensive historical notes and many photos. The price will be: Section I, Sumatra, U.S.\$10, Section II, Java, US\$5. Will be available in October. There will also be smaller auctions with Netherlands Indies, Indonesia, New Guinea, UNTEA, stamps, covers, etc. Catalog U.S. \$1.00. Send check or money order to V. Esbensen, Suite 1214, 111 Richmond Street West, Toronto, Ontario, Canada.

Announcement

The Netherlands and Colonies Philatelists of Northern California, APS Chapter 787-53630, make up a very active local group of Netherlands collectors, many of you may not be aware of. Their meetings are held on the third Saturday of each month at the Sunnyvale Community Library, 665 West Olive Street, Sunnyvale, California. The business meeting starts at 1:30 PM. Their mailing address is: P.O. Box 352, Redwood City, CA 94064. In the San Jose area, phone George Vandenberg (269-6407); in the Walnut Creek area, phone Hal MacDonald (934-4030), and for the S.F.-Oakland area, phone Albert Muller (482-0541).

ASNP Netherlands Philately



THE JOURNAL OF THE AMERICAN SOCIETY FOR NETHERLANDS
PHILATELY
Volume 4, Number 1

Board of Governors

Dr. A. M. Benders, Odijk
Frank W. Julsen, Paradise Valley
E. Matthews, Bracebridge, Ontario
Dr. Fred L. Reed, New York

President

Rev. Richard J. Bennink
P.O. Box 444-C
Holland, MI 49423

Vice President

Laurence H. Rehm
443 Stratford Avenue
Elmhurst, IL 60126

Corresponding Secretary

Rolf P. Salinger
Bushnell Plaza, Apt. 24A
Hartford, CT 06103

Membership Secretary

Harold F. MacDonald
2354 Roan Lane
Walnut Creek, CA 94596

Treasurer

John W. Van Buskirk
11 Park Place
New York, NY 10007

Editor

Paul E. van Reyen
P.O. Box 555
Montclair, NJ 07042

Librarian

Fernand H. Möllenkramer
6301 Downey Avenue
Long Beach, CA 90805

British Representative

W. L. Morton
11, Morven Road
Bearsden, Glasgow G61 3BU
Scotland

Netherlands Philately is published quarterly by the American Society for Netherlands Philately, P.O. Box 555, Montclair, NJ 07042.

© Copyright 1978 the American Society for Netherlands Philately.

(Opinions expressed in the various articles in this journal are those of the writers and not necessarily endorsed by the ASNP or this journal.)

The ASNP is Affiliate No. 60 of the APS

Advertising: Advertising rates are \$50 for a full page, \$25 for a half page and \$15 for a quarter page.

September 1978

FROM THE EDITOR

This first issue of our fourth volume (you will notice the blue stamp on the cover is one of Surinam) will be mailed to all those of you who have renewed their membership on September 16, 1978. One of the reasons that this issue was not finished before September 1st was that we waited until the last moment for the article on the railroad stamps which was promised to you. For unknown (to us) reasons the publication of the booklet was delayed in the Netherlands so that we will have to wait. We also don't have the promised story on the Van Dieten auction of Curaçao postal history material. It is a great day for an editor when he or she can pick and choose, so that you will have to wait for this material to appear in our next issue.

First, we have an editorial which speaks for itself. There are also voices going up in the Netherlands advising people to stop collecting the Netherlands Antilles and Surinam. We don't advise that, we merely want the postal authorities concerned to know what we think of their issuing programs.

Our In Memoriam also speaks for itself. It also brought forth an old request from one of our members for some biographies of outstanding philatelists. This is, of course, difficult to accomplish because most philatelists are "shy" in that respect. We will see what we can do. And talking about biographies: Across from this page you will find one for our new Corresponding Secretary: Rolf P. Salinger.

Some unknown proofs are treated in the next two articles. We never cease to be amazed at what turns up!

Our "fakes and Forgeries" article will draw, we hope, some comment. Mr. Pugh's article did, from the Canadian Stamp Dealers Association.

The Surinam Provisional Issues article was a monumental task in collecting all the facts regarding this issue. We only hope that the large photograph will print alright. This photo was NOT provided by our Vice-President.

The timely Observations will reassure members who were worried about price movements (downwards!) in the Netherlands. It is worthwhile reading, even for "just" collectors.

Our Letters to the Editor section is overwhelming. Perhaps it will strike some of our readers that we are "straining at gnats," but in view how amazing the spread of wrong information can get, we should always correct the record.

CONTENTS

Editorial	2
In Memoriam W. E. Gerrish	3
Unknown Proof	4
More Unknown Proofs	5
Fakes and Forgeries	8
Small Ads	10
Surinam Provisional Issues 1925-26	11
Observations	14
Letters	16

EDITORIAL

Richard L. Sine, Chairman APS New Issues Committee, assessed the APS Black Blot program in the July 1978 American Philatelist. He specifically mentioned the reactions which the program had drawn from the collecting public, and from the governments involved in some (very few) black-blotted issues. Significant in this respect is the "feeling of the New Issues Committee that at least a few countries 'cleaned up their act' following the first few years of frequent Black Blotting of their emissions." Mr. Sine also mentioned that the APS and "others who have taken an active role in trying to point out those issues believed to be lacking in legitimacy have been attacked and/or 'punished' for their stands." Nevertheless, we feel it our duty to point for the first time in our main publication to some practices which should be deplored and should cause our members to assess very carefully the acquisition of the items concerned.

If we begin with souvenir sheets, or sheetlets, we will find that these have become a regular feature both in the Netherlands Antilles and Surinam. Of course, in the past both countries have used the "souvenir" sheet issued with the Child Welfare stamps in the Netherlands as an excuse for their practice. This sheetlet should be seen for what it is, and that is not a souvenir sheet. In the Netherlands it had long been the custom to involve the school children themselves in the sale of these stamps and this necessitated the preparation of literally thousands of small envelopes holding complete sets. To make it easier for the child welfare organizations - who handled this on a voluntary basis - the sheetlets were designed, so that the school children could sell complete sheetlets to their relatives, rather than elaborately completed sets. For a small country like Surinam where the school children also may be involved in the sale of child welfare stamps it surely would not have been an insurmountable handicap to produce complete sets in the old way. The sheetlets here can be seen as a means to get more money out of the collector. We will let alone the sheetlets produced for other occasions. These may or may not have been necessary, but this can very easily be determined. One comment seems warranted, and that is that the Netherlands Antilles Amphilex sheetlet which was sold at Amphilex in Amsterdam (May-June 1977) was not officially announced to the philatelic world until six months later! We wonder why.

Let's talk about booklets. The Dutch who are fervent letter-writers are also prone, it seems, to forget to buy stamps during post office hours. After many complaints and trial periods, the automatic vending machines made their appearance. For one guilder - now two guilders - in a slot, one could acquire a booklet with common or most used denominations. That these booklets served a real role is evidenced by the scarcity and high prices paid for some early - used up - booklets.

The new collecting field thus opened up has apparently convinced both Surinam and the Netherlands Antilles that this is a gold mine to be exploited. That automatic vending machines are not to be found either in the largest island of the Antilles nor in Paramaribo, the capital of Surinam, doesn't make any difference! Let's issue booklets! And while we are at it, let's issue a few variations, or perhaps not a few but many. The collector will gladly pay for them. What is then really very curious is that when one orders booklets in Paramaribo, one doesn't get ALL the varieties either. We wonder why.

Booklets meant for automatic vending machines have no place whatsoever in the philatelic issue scheme of the Netherlands Antilles and Surinam and should be avoided like the plague, unless we want to encourage this kind of treatment of the collecting public.

Now we come to a new wrinkle in the continuing design to part us from our money, and that is the "bridge pairs." Once again, it was found that the bridge pair issues of England were popular collecting objects. I don't know whether there was any necessity for the printing of bridge pairs in England, but I doubt whether this is the case in sheets of 50 stamps in which two blocks of 25 are found tete-beche with a "bridge" in between, of course accompanied by color circles at one end. However, both the Antilles and Surinam, no doubt ably advised, have started this route too. While first it was only the Netherlands Antilles which began to have stamps printed in such a way that bridge pairs became available, we now also find Surinam going this way. Perhaps the Antilles served "to test the market."

Perhaps we could condone this kind of nonsense better if the bridge pairs were available at the post office in Curaçao, the main island. Interestingly enough, one of our members, on ordering bridge pairs, received an answer that stated, in effect, that he should buy them at a dealer's in the U.S.! Another experience is worth mentioning: A Dutch warship visited Curaçao earlier this year. One of its officers went to the post office to buy 300 sets of stamps for the use of the crew. All 300 sets consisted of the top and bottom four rows of the sheet, that is, there was not ONE bridge pair among them. When the officer asked for bridge pairs the clerk told him that he did not have any. We wonder why, although we could come pretty close by saying that the bridge pairs were probably already on their way to some dealers.

Unless we want this kind of gouging, we should protest the issue of bridge pairs, and the best way to protest them is by refusing to buy them.

Finally, in the less than three year's of Surinam's independence the country has managed to issue about 100 stamps. An ad in June 1978 offered all of Surinam's stamps plus 10 booklets (four numbers) for only 390 Dutch guilders. Surinam is also planning to issue stamps for its third (!) anniversary of independence. May we expect fourth anniversary stamps too? And what about sixth, seventh, and so on. And Surinam is not alone. To give an example, in the same mail comes an announcement for a set of four "flower" stamps on May 31, 1978, not too closely followed (June 20) by a set of four "butterfly" stamps.

And which country thinks it necessary to issue these two nice "topical" sets for 81¢ and 69¢ within less than a month? The Netherlands Antilles. And this is apart from possible "bridge pairs" and "bridge pairs with color dots" (the latter are now peddled at almost double the regular bridge pairs!). For the announcements - of course - never mention the peculiar division of the sheets of 50 beforehand. That remains a secret until the stamps have appeared.

An editorial should never be too long, and should certainly never take more than one page, unless the situation is desperate. And I believe that the situation has gotten completely out of hand. Something should be done to stop this nonsense. If you think - with me - that we don't want to collect "wallpaper" - and that is where it is heading - do something. If you are adventurous, write letters to the Postmaster General at Paramaribo, Surinam. I'm sure he will get the letter, even if you don't have the zipcode right. Likewise to the Postmaster General at Willemstad, Curaçao, Netherlands Antilles. If you don't want to get involved to that extent, send a letter to the editor, who will see that the information will be sent on. If you don't agree with this editorial, send a letter too.

In Memoriam W.E. Gerrish

Many of you will not know the name of the person whose death we announce herewith. W. E. Gerrish was also a member of ASNP, but those of you who read every word will remember that his name was mentioned in the articles by the member of our Board of Governors, E. Matthews as his collaborator in the plate reconstructions of the Netherlands 1872 issue.

The following personal recollection appeared in the June issue of the Maandblad to commemorate the 80th birthday of W. E. Gerrish, planned before his demise by Jan Dekker who had known him since the early sixties.

The well-known English philatelist Gerrish will celebrate his eightieth birthday on the 163rd anniversary of the battle of Waterloo. This is the way he puts it because of course everybody knows the date on which the despot Napoleon was definitively beaten.

During the First World War he served his country as an officer in the artillery, and it proves his methodical mind that he split the money available for a home leave in three parts: one third to the savings bank, one third was reserved for the purchase of stamps and with the rest he financed his leave.

After the war he worked in the family clothing manufactory of which he was the head when war broke out in 1939. He then became government advisor for clothing, and in 1961 he retired from the business.

He collected a lot and stayed interested - even now - in the contemporary stamps that happened to come his way.

In the twenties he already was in contact with the group around Darwen, the son of an immigrant from Groningen. That was the famous Dutch Specialists Exchange. Since then he concentrated on the Dutch issues of the nineteenth century, later augmented with the "Bontkraag" (1899-1923).

In 1952 he appeared at ITEP in Utrecht with a selection of 1852-1872 for which he received vermeil with honors. He also showed Bremen and Saxony, two representatives of the old German states which had his close interest.

In 1955 he surprised those who were interested with "Holland 1872-1891: A Study in Serration," published in the London Philatelist. For this contribution he received the Tapling Medal in 1956 from the Royal, and the Costerus Medal. In the same yearly meeting he was chosen as President of that society in which capacity he stayed on until he had finished the work connected with the London International Stamp Exhibition (1960), of which he, as President, was the organizational mainstay.

It was just in this period that I had my first contact with him regarding the line perforation 14 large holes of the 1872 issue. Apart from the 25 cents all other values had disappeared from the catalog due to the influence of Poulie who believed that they were all fakes. This perforation too will be resurrected in the coming edition of the Speciale Catalogus!

Our exchange of correspondence continued with facts from his collection against my finds in the archives. In this way he was the great help behind the series of articles about the Haarlem stamp production!

October 24, 1963, was a great day for Netherlands philately. In London the Gray Collection was shown by Gerrish, who had reorganized this important collection after it was bequeathed to the Royal. Very few people will know that this collection won a large gold medal at The Hague in 1924. You can imagine what it contains! (Maandblad 1963, page 438).

In 1965 he accepted the honorary membership of the Nederlandse Vereniging van Poststukken- en Poststempelpverzamelaars (Netherlands Society of Entire and Cancellation Collectors) during the visit of the Postal History Society to The Hague for their annual meeting.

Two years later we saw him for the last time in our country at the occasion of Amphilex 67. Now he only exhibited the 1867 issue for which he received a vermeil medal with felicitations on the research.

In November 1966 Gerrish published his list "The small round postmark, latest recorded dates," which was reprinted separately and available at Amphilex 67.

Since then he has slowly withdrawn from active philatelic life. This did not prevent him two years ago on June 24 to laud in his own way the two Dutchmen (Jan Dekker and A.M.A. van der Willigen, Ed.) who "in their way repeated the triumphal voyage De Ruyter made 309 years earlier and each acquired a valuable

jewel" in this case the Crawford Medal.

He himself could not forget philately! For about ten years now he has been helping Mr. Matthews with advice and specimens in the reconstruction of the plates of the cents values of the 1872 issue, one of his own favorites with which he triumphed in 1955!

Jan Dekker

The American Society for Netherlands Philately would like to add their feelings to those expressed in the Maandblad: He rest in peace.

UNKNOWN PROOF

At the end of 1942 my mother, sisters and I moved to a coffee plantation in the mountains of East Java where we hoped to stay until the Japanese were beaten. Even though listening on the radio to Allied broadcasts was strictly forbidden, we soon heard that Princess Juliana in Canada was expecting her third child. I still remember that the head of the plantation had an arrangement with a source of radio news in the city to get the news to us in a rather weird fashion. If the expected child were a prince, the source would call and order some flowers (there was a flower plantation nearby) called "Jonkheer Mok." On the other hand, if it were a princess, the order would be concerned with "Miss Dorothea." I don't remember what kind of flowers these were, but they were existing varieties at the time.

Well, we did get the order for "Miss Dorothea" at the plantation, so we knew a Princess of the Netherlands had been born, but what we, soon to be removed to a prison camp, did not know was that the two free parts of the Kingdom celebrated this with an issue of four stamps each, showing the entire royal family. For Curaçao they were NVPH Nos. 164-167 (Scott Nos. 170-173) and for Surinam NVPH Nos. 206-209 (Scott Nos. 176-179).

The two sets were printed by Bradbury, Wilkinson & Company, Ltd. in England. No proofs had ever shown up. However, as you will have read by now, at an auction of Harmer's of New York earlier this year, a light blue proof appeared with the royal family but without the name of country, nor value.

Dr. Benders soon produced a copy of a letter with enclosures of Bradbury, Wilkinson & Company, Ltd., of 19th August 1949 to the Ministry of Overseas Parts of the Kingdom, from which we quote: ". . . we now have the pleasure to enclose . . . our Certificate of Destruction of all the printing material made and used for the wartime issues of Curaçao and Suriname stamps."

Under "Commemorative Stamps" we read then among other items:

- 1 Original key die common to both Curaçao and Suriname
- 1 Key roll No. 11188 common to both Curaçao and Suriname
- 1 Original key die Curaçao Blank value

If we look at the photo of the proof to the left, we see the impression of a rounded steel die. Vague blue lines on all four sides indicate the centers of the design. What does not show in the photo are even vaguer lines into the margin, extending the double lines around the stamp.

This makes us think that here we have an impression of the original key die common to both Curaçao and Suriname. The engraver obviously used these lines in setting out the borders. It is also noticeable that the open space for the cedille of Curaçao is not at the exact space where it is in the finished stamp with Curaçao indicated at the top.

The photograph to the left shows the proof on the original sheetlet and is life-size.

The color of the proof is a very light blue in the shade of the finished 10 cent stamp of Curaçao.

Any comments are eagerly awaited by the editor.



More Unknown Proofs

by Paul E. van Reyen

On Friday, September 8, 1978, Wiggers de Vries Stamp Auction in Amsterdam sold a large number of Netherlands Indies proofs, most of them unknown up to now. Since some of these proofs appeared in multiples, and the possibility exists that the buyer(s) will separate them to sell single copies, it was thought advisable to publish the known facts in this journal, so that we have a record of these proofs handy.

The photos to the right show the numbers 2 and 3 of the auction. They are described as: blocks of four in four colors, the 1-ct in letterpress by the Topographic Service in Batavia, the 5-ct in photoengraving by the same printer.

From an excellent article by W. Hajenius, "Stamp Production in the Netherlands Indies," which appeared in *Postzegelkunde en Postwezen*, the book published at the tenth anniversary of the *Nederlandsch Maandblad voor Philatelie*, in 1932, we find that the Topographic Service first attempted to print stamps during the First World War, when they printed a 17½-ct in the current design in black. After the war some more proofs were produced, probably from 1920 to 1922, most likely in letterpress. Since the postal authorities insisted on stamps printed in fugitive inks, the Topographic Service in 1926 printed proofs both in letterpress and photoengraving, but at that time they were unable to print with fugitive inks. In May '27 however, the Service had succeeded in printing proofs in fugitive inks. After August 1929 the Topographic Service printed another batch of proofs as the basis for a report on the feasibility of transferring the production of stamps from the Netherlands to the Indies. As we know, only the Second World War made an end of the monopoly of Johan Enschede & Zonen at Haarlem.



Although some (most?) of these Batavia proofs have appeared before in publications, they are not listed in Van Dieten's Proof Catalog. We invite anyone who has more information on these productions to contact the editor to get together a more definitive article on these proofs.

At this point we think that the 1-ct proofs are from the 1922 batch, while the 5-ct stamps could be from the 1926 or 1929 batches.

Number 1 in the auction is a "2nd proof" in blue of the higher values of the 1913 series (NVPH Nos. 129-134) without name of country nor value indication, on a sheet of 120 x 148 mm. This could be Van Dieten's No. 92b.

Number 4 is a big surprise. This is a "first proof" of 12 copies of the 12½ cent Jeugd zorg stamp of 1930 on a gummed sheetlet, marked in pencil "1." Unfortunately no color is given for this proof sheet. Number 5, of which a photo appears on the next page, is described as the "second proof" of the 12½ cent Jeugd zorg 1930, most likely in the "chosen" color, red and sepia. This too is on a gummed sheetlet, marked in pencil with "2."

To sidetrack for a moment, Jeugd zorg was a Roman Catholic society at Buitenzorg which took care of children between birth and their 7th year. A member of the Representative Council of the Indies (Volksraad) suggested, after the stamps had appeared, that various sets be printed inscribed with the name of a number of charitable organizations so that the user of these stamps could decide him- or herself who



would benefit! The Netherlands Indies government merely answered that this would be too heavy a task for the administration to contemplate. It would have been disastrous for the stamp collector if Mr. Van Helsdingen's proposal had been adopted!

Lot number 6 was another surprise. An entire set of White Cross charity stamps of 1931, imperforate, in the chosen colors. The photo on the next page shows this unique item. As these stamps were engraved, their appearance on separate sheetlets makes sense.

The stamps, designed by A. Kreisler, are among the best ever issued in the Netherlands Indies.

Proofs of the Salvation Army set of 1932 were already known, and they don't appear in this auction. Is it possible that somebody closely connected either with the Ministry of the Colonies or the designer originally had all these proofs, but that the 1932 proofs were sold earlier? The coincidence is remarkable.

Lots 7, 8 and 9 are each sheets of 184 x 97 mm, on which ten 12½-ct stamps in two



loos," and then imperforate 2 and 5-ct stamps in lilac and blue (chosen color), and the same pair in perforation 11½: 12½, with gum.

The new proofs which have shown up consist of a first proof of the 2 cent carmine on gummed paper, a horizontal strip of five (see top row, below).

Second proofs in which the foreground is more heavily accented (see second strip, below) in orange and blue on gummed paper make up lot number 13.

The 3½ cent caribou shows up in a strip of five on gummed paper, in the chosen color (lot number 14).

Lot number 15 consists of five different strips of five on gummed paper in the colors of the 1, 2, 4, 5, and 7½-ct stamps, in a design of the "5" which was not adopted (see below). All strips are marked in pencil with "1."



widely spaced rows of five, each far apart, are printed. At the centers on the shorter sides appear crosses.

Lot number 7 is offset-printed in blue and buff. Lot number 8 is in green and buff while lot number 9 is in brown and green. From the looks and the description it may be either Van Dieten No. 142 or 147.

Lots number 10 and 11 are already known as Van Dieten Nos. 127a-d, and 128a-d.

These are proofs of the 1933 AMVJ set, in the first lot in strips of three, in one color each, purple, green, orange and blue. The second lot consists of strips of three in the chosen colors, including the sepia center. Here, however, there may be a tie-in with Van Dieten No. 129, which is simply a single center in sepia, because the 2-ct, 5-ct and 15-ct value each have a blank center at the bottom of the strips. All the strips are imperforate.

The next six lots are concerned with the caribou stamps. Under 130-134 Van Dieten lists one with the inscription "Waarde-



A second set of strips of five, marked in pencil with "2," is lot number 16.

Lot number 17 consists of strips of five 5-ct proofs in 12 different colors on brownish, mottled paper, gummed, with the "5" in the approved design (see the photo at the top of the next page). The strips are numbered in pencil from 1 to 12.

The next lot was of proofs already known: Van Dieten Nos. 160a-e, blocks of 8 of the Queen Emma stamp, in five colors.

Lot number 19 consisted of the rejected color proofs (Van Dieten Nos. 161-164) of the 1935 charity set, in four strips of 5, marked, respectively, 8L, 9L, 5L and 2L, and three strips of three (2, 12½ and 15 ct.).

Lot number 20 were strips of five in the chosen colors, marked in pencil: 2 ct (7); 5 ct (3L, 4L, 4); 12½ ct (6L0; and 15 ct (1L). Also three strips of three of the 2, 12½ and 15 ct. (Van Dieten Nos. 165-168).



Another surprise was the appearance of imperforate blocks of six of the 1937 Jamboree 12½ cent in five different colors, numbered from 1 to 5, and three blocks of ten, numbered 1 to 3, in three other colors, among which the two chosen colors for the set. These two are numbered 1 and 2. See the photo at right for the pencil number 1 and 4. All these on gummed paper.

The air mails also showed a few surprises. The first one is a rejected proof of the 1928 20 cent air mail stamp with very heavy numerals. Proofs in this design with outlined numerals had been known already (Van Dieten Lp. 1), but this block of nine in three colors, black, blue and red, on gummed paper (see below).

Lot number 23 also concerns a proof which was not listed before. This is a block of four in black on chalky, ungummed paper, in the rejected design.

See the photo left of a block of four.

The next lot is a block of nine again, listed in Van Dieten as Lp. 1, 20 ct brown on cream-colored paper.

Lot number 25 has the rejected design again in blocks of nine in five different colors, which are almost the colors of the issued stamps. All have the value 20 cents, and are on gummed paper.

Van Dieten Lp. 2a-e, the chosen design with the small figures, all with the 20-ct value, in the final colors, can be extended with a different shade of purple (the color of the 10-ct stamp), also in imperforated blocks of nine, as is the purple of the 10 cents.

The proof in the brown of the 20-ct stamp occurs in a block of nine and a block of 16, all imperforated on gummed paper. Lot number 29 has a somewhat darker brown in a block of nine.

Two lots have both blocks of nine of the proof in red-carmine, the color of the 40 cents, and another lot consists of a block of nine in a slightly darker shade. Then there is a lot of a block of nine in green and one in a darker green (also another block of nine in the lighter green). Finally, the 20 cents also occurs in a block of nine in orange, and in dark orange.

Other unknown proofs are imperforate proofs on gummed paper of the 10, 20, 40, 75 ct and the 1.50 gld in the chosen colors, all in blocks of nine (lot number 39). See the photo at the bottom of the page for

the proofs of the 1.50 gld.

We wonder whether the imperforate stamps mentioned in the Speciale Catalogus (page 206), mint on gummed paper, are really these proofs. It seems most likely.

The 1931 special air mail stamp for the flight to Australia is also represented in the proofs, and these were also unknown up to now.

Lot number 40 is an offset proof in blue and brown, on a small sheetlet.

The next lot has a rejected proof in photoengraving showing on a small sheetlet the brown center left, the complete stamp in the center (brown and blue) and to the right the blue frame (see next page for this proof).

The adopted color, a lighter blue, shows in the same sequence in the next lot (42).

The air mail stamps issued in 1931, the 30 ct, and 4.50 and 7.50 gld. also show up in proofs, hitherto unknown, that is, the proofs all show the 30-ct, but in the three colors of the issued stamps.



There are three sheets of 188 x 110 mm, with the stamps displayed in two vertical rows of three (see the photo below).

The proofs of the Special Flights stamp form the last lot in the auction.

These were known, and Van Dieten lists as many as six shades of blue (among which the chosen color), seven shades of green, 6 shades of brown, and then dark lilac, pale lilac, ultramarine, black and grey.



Lot number 44 has six strips of three with sheet margin, in different colors, which are not listed.

We do thank Mr. Wiggers de Vries for the extra copy of the auction catalog, so that we could show you the photos that accompany this article.

We repeat our invitation at the beginning of this article: Anybody who has any kind of information on the proofs of the Topographical Service at Batavia (really Weltevreden), please contact the editor. We may get the beginning of a definitive treatment of these proofs from this collaboration.

If any of our members have acquired one or more of these proofs and want to add to this information, please write to the editor.



Fakes and Forgeries

HAVING recently sent a number of faked overprints and one counterfeit stamp to our Vice-President to have good photos made so that you can - this time - see what the argument is about, I happened to see an article in Canadian Stamp News of August 7, 1978, copyrighted by Kenneth W. Pugh, "On the Forger's Trail: Canadian Market Being Flooded with Fakes."

With Mr. Pugh's permission, for which we extend grateful thoughts, I would like to let you know that the problem of fakes does not concern us Netherlands collectors only, but also that we, as collectors, are in the best position to do something about it.

"The market today is flooded with fakes and forgeries. They are not particularly associated with any one country, but BNA is high on the list of target areas.

"As the current trend in investment continues, scarcer BNA items are becoming extremely difficult to find." (Editor's note: This is, of course, also the case with the scarcer Netherlands and former colonies items.)

"As a response, dozens, perhaps hundreds of fakes have created an incredible number of fraudulent items.

"These items remain largely undetected in both dealer and collector stocks. This is largely the result, as one correspondent recently put it, 'we seem to be more concerned with the gum on the back of a stamp than with the finer points of philately.'

"The Rev. Earee warned 80 years ago that, 'we should all study our stamps more' - and become acquainted with stamp design, production methods, etc. Few have paid heed to his warnings.

"It is this point that sickens me. When these frauds are detected in our stocks, often the result of being exposed by others, what exactly is done with them? There are basically two alternatives: the fraud is removed and either destroyed, marked as a fake, or, it continues to be sold as genuine.

"Too often items exposed as fakes in one auction sale, are removed and quietly inserted into another sale at a later date. What surprised me is the extent to which this fraudulent practice is being carried out. . . .

"The motive is basic. Fewer dealers or collectors seem to have the will power to absorb the loss when an item is found to be bad, especially if the loss becomes substantial.

"A neat trick to solve the situation is to sell the item to another party and hope that it is not detected. The 'moral' justification for this is of course, that the buyer should take it upon himself to check the item out. If he doesn't take the usual steps, he is a fool and deserves to be taken. . . .

"As I strode through the bourses at Capex I had a chance to see this 'clean up' (Editor: the dealers would take care of the problem of fakes) in action. Many dealers had bad items in their stock, some even on display. . . .

"The rationale many dealers will give you is that they buy so many items that they do not have the chance to check things out thoroughly. It is true that such a logistics problem does exist, but we all know that a few minutes to check the main problem areas . . . could always be made if the will power was there.

"I find it incredible that so many of these dealers and auctioneers display the CSDA or ASDA initials behind their names. It is sad that the mere membership in these dealer agencies is no guarantee of 'a clean sale.' . . .

"Why they do not know what to look for is beyond me. Dealers and auctioneers are supposed to be professionals, and being well informed in this area should be one of their first objectives.

"Collectors may have even less of an excuse. If it were not for these fakes being allowed to hide in so many collections until they come up for sale, the problem of resale would not be so great.

"What can be done?

"1) First, protect yourself by becoming aware of how to detect these items yourself. Do not rely on the reputation of another party.

"2) Clean out your own collection, or stock. Every item left in there will cause a problem either for yourself, or someone else at a later date.

"3) Check out every purchase thoroughly, and expect to find fakes in every area, including stamps, covers, cancels and other specialty items.

"4) Every time you detect a bad item offered to you, keep a record of who the seller is. Include such data as: name of seller, address, description of item, xerox or photo, price and seller's response when the item was returned. I would be very interested in your findings. (Editor's note: So would your editor be.)

". . . In any case, something must be done to clean up our market place for dealers, auctioneers, and collectors alike."

So far Mr. Pugh whose thoughts on the subject I fully share. However, I would have put the "blame" perhaps more on the collector than on the dealer. If I spend some money, or a lot of money, on an item, I better make sure I get what I pay for, which is, a real stamp, not a fake.



For the purpose of giving you more information on which to base your buying decisions, we have here the descriptions of a complete fake and five faked overprints. First the complete fake. When I saw this stamp in a circuit book, the color struck me as being different from what we are used to seeing in the 10 cent King William III of the Netherlands Indies. Of course, there are color variations in this stamp, but this color - which I shan't try to describe - was "wrong" different. Further checking confirmed my suspicions. Actually, this is an "old" fake. A good description can be found in the Manual by Schiller and de Kruyf. This states: "Another type of forgery is a lithograph on hard yellowish paper, perf. 13 small holes, with 67 pearls in the circle, very irregular, the earlobe shadowed by two spots instead of lines, the snakes appear to have no heads, and the anchors are very pointed." If you look closely at the photo to the left, you will see all these characteristics displayed.

And while we are on the subject of fakes of the Netherlands Indies King William III issue, let me also give you another description of fakes that appears in the Manual: "Dangerous forgeries of all values, lithographed on very white, fairly thick paper, imperf. or perf. 13 small holes; these have 86 pearls in the circle around the portrait rather than 87 and are irregular in form, the earlobe is larger and not shadowed, the wings above the Hermes staff have three feathers instead of four, there is a sharper point to the left anchor than to the right, and the letters of the inscription are poorly made."

Our next batch of dubious items also came from a circuit book (see the other photographs on the next page). Here the first thing that struck me was the date on the 1½ on 2½ guilder overprint. Look at that stamp, and note that the date clearly says 12. 5. 33, that is May 12, 1933. Well, if you look in the Special Catalog you will see that the stamps were demonitized January 31, 1930. They were issued September 7, 1928. Hence, only cancellations between these two dates are valid cancels. This does not mean that all stamps canceled between these dates are OK. It merely means that, for instance, the 40 on 80 cents is also wrongly dated, because this date reads - not too clearly - 1926. Please note that putting these dates in the catalog is not only for the "specialists," whoever they may be. We all should really pay attention to them.

And once again, my suspicions being aroused, it was a simple thing to look up what was known about fake overprints in this series. They also happened to be old friends that were already described in the



Manual. Let us give you the relevant descriptions:

"Dangerous forgeries (Ed.: Yes, they are dangerous!) made on used stamps; the distinguishing marks are:-

"10 cent, the color of the genuine surcharge is dull black, that of the forgery shiny, darker black (Ed.: This cannot be seen on the photograph, but it is very easy to detect); there are breaks in the letters of the forgery; the lines crossing out the old values are thinner in the forged (Ed.: This may not always be true, the stamp shown at left has no thinner lines); the 0 of 10 leans slightly and the extremities of the letters are rounded in the forged.

"20 cent, the color of the forged is shiny black, the letters of LUCHTPOST and the lines crossing out the values are thinner, the flag on the right hand end of the bottom of the

2 is missing, the S of LUCHTPOST leans slightly backwards, the 20 is thinner and there are slight differences in the airplane in the forgery (Ed.: Among other things, the half circles above the plane to indicate the propellor are mostly missing).

"40 cent, in the forgery the letters are thinner, the U of LUCHTPOST is too tall and the lower part of the S is not sufficiently bent. The height of the surcharge is 21½ mm in the forgery and 20½ mm in the genuine; the length of the word LUCHTPOST is 17 mm in the forgery and 16½ mm in the genuine.

"75 cent, the color of the forged surcharge is shiny blue instead of blue violet. The bottom of the t of Ct points to the right in the forgery, more to the top in the genuine. In the forgery the 7 of 75 is thinner, and the lower part of the 5 is thinner than the upper part; uniform throughout in the genuine.

"1½ Gld is very dangerous, the measurements and the word LUCHTPOST being correct. In the forgery the 2 of both ½'s stands more to the left than in the genuine. The small 1 of the left fraction has a longer flange than the right in the genuine, in the forged it is shorter. The height of the right star obliterating the old value is 4½ mm in the forgery, 5 mm in the original. The cancellation of the forgery described was 8. 7.30, whereas the issue was demonitized 31. 1. 30."



As you can see, an interesting batch of fake characteristics. It really doesn't take too long to check these five stamps, so we would advise all our members to have another look at their air mail issues of the Indies. If you find a suspicious stamp in this batch that doesn't conform to these characteristics, we may have another faker's handiwork, although it doesn't seem too likely, these stamps being not overly rare nor expensive. However, that has never deterred some fakers, as long as the originals they work with are very cheap, and these originals are.

If you find fakes in your collection, and want to get rid of them, don't destroy them out of hand, but think about the "fake collection" of the ASNP. They may come in very handy for future expertization services. The better our collection is, the closer we come to the time that we can provide that service ourselves. Given some cooperation from our members who are real experts in various fields.

SMALL ADS

Ed Krohn, Box 699, Perrine, FL 33159, is interested in purchasing any AMPHILEX items. Please describe items before mailing to him.

D. Helmus, A. v/Burgwijk 91, 9948 PC Termunterzijl (Groningen), Netherlands, is looking for an American correspondent (in Dutch) to exchange new issues, etc. If any member feels like corresponding with Mr. (I believe) Helmus, please let the editor know, and he will send the "opening" letter to the first "correspondent."

Our Librarian, F.H. Mollenkramer, 6301 Downey Avenue, Long Beach, CA 90805, desperately needs a copy of the following catalogs which contain the Netherlands and former colonies: Minkus, Yvert et Tellier, and Michel. These do not have to be current catalogs. Any other Netherlands philatelic literature is, of course, also welcome.

Surinam Provisional Issues 1925-26

by Harold F. MacDonald

Surinam's many varieties of emergency issued stamps can offer the collector much enjoyment. The following article is concerned with NVPH Nos. 111-117 (Scott Nos. 116-122) and is an effort to display the collected information and list the known varieties of these stamps logically.

3 on 5 cents green (NVPH No. 111)

There are two types as determined by the distance between the left star and the closest part of the "3."

Type I: The distance is almost 2 mm and appears on all stamps of the first, second, third and tenth vertical rows, the second stamps of the fifth and eighth vertical rows, and all the sixth and seventh vertical rows except for the second stamps.

Type II: The distance is 1 mm and appears on all stamps of the fourth and ninth vertical rows, the second stamps of the sixth and 7th vertical rows, and all stamps of the fifth and eighth vertical rows, except for the second stamps. The sheet layout is as shown below:

	1	2	3	4	5	6	7	8	9	10
First row	I	I	I	II	II	I	I	II	II	I
Second row	I	I	I	II	I	II	II	I	II	I
3rd-10th row	I	I	I	II	II	I	I	II	II	I

	<u>Varieties per sheet</u>	<u>Total Issued</u>
Type I	60	105,030
Type II	40	70,020
Total	100	175,050

10 on 12½ cents red (NVPH No. 112)

The overprint consists of two horizontal rows of ten which is repeated throughout the ten rows of the sheet. There are three types of the "C" of the word CENT which are illustrated below:

C

Type I

C

Type II

C

Type III

Type I is what the catalog calls the block C, type II is known as the cursive C, and type III is a combination of the two.

There are four types of the "E" of the word CENT, the last two are variations of the second type:

E

Type I

E

Type II

E

Type IIA

E

Type IIB

Type I is the normal E. Type II has the middle bar closer to the top bar by .1 mm. Type IIA has no serif on the top bar. Type IIB has a truncated upper bar. The sheet location of the C's and E's is diagrammed below:

	1	2	3	4	5	6	7	8	9	10
Odd rows	CIEII	CIEI	CIIEI	CIIEI	CIIEI	CIEI	CIEI	CIIEI	CIIEI	CIIEI
Even rows	CIIEI	CIIEIIA	CIIEI	CIIEII	CIIEIIB	CIIEI	CIIEI	CIIEII	CIIEI	CIIEI

	<u>Varieties per sheet</u>	<u>Total issued</u>
CIEI	15	9,738
CIEII	5	3,246
CIIEI	50	32,460
CIIEII	10	6,492
CIIEIIA	5	3,246
CIIEIIB	5	3,246
CIIEI	10	6,492
Total	100	64,920



Above you will see the last six stamps of three horizontal rows. We hope that the printing will enable you to see that, indeed, the location of the C's and E's as given fits this part sheet.

Some T's are noticeably smaller too. The sixth stamp on the odd rows (perhaps this will show up in the photo above) shows this T (the second stamp in the photo above).

15 on 12½ cent Blue and on 20 cent Blue (NVPH Nos. 113 and 114)

The overprint consists of one horizontal row of 10 overprints which is repeated throughout the ten rows of the sheet. There are only two types of the C of CENT.

Type I (Block C) : appears on stamps 3, 5, 6, 7, 8, 9 and 10 of each row

Type II (Cursive C): appears on stamps 1, 2 and 4 of each row.

These are described for the 10 cent on 12½ cent red (NVPH No. 112). There are also two types of E in the word CENT, as described previously.

Type I (normal E): appears on stamps 1, 2, 4, 7, 8 and 10 of each horizontal row

Type II (high middle bar): appears on stamps 3, 5, 6 and 9 of each horizontal row

These varieties are diagrammed below:

	1	2	3	4	5	6	7	8	9	10
Any row	CIIEI	CIIEI	CIIEI	CIIEI	CIIEI	CIIEI	CIIEI	CIIEI	CIIEI	CIIEI
<u>Varieties per sheet</u>						<u>Totals issued</u>				
							No. 113	No. 114		
					CIIEI	30	67,499*	35,976		
					CIIEI	40	90,000*	47,968		
					CIIEI	30	67,499*	35,976		
					Total	100	224,998	119,920		

*These are approximates as the total does not represent full sheets

12½ on 22½ cent Orange (NVPH No. 115)

No period after Ct appears on the first and sixth stamp of the second horizontal row (numbers 11 and 16). The figure 1 of 12 has a notch throughout the third and eighth vertical row as illustrated below. This all suggests that the overprint consisted of two vertical blocks of 50, or a repeated horizontal unit of 5. The form must have been damaged just before printing to account for the two missing periods. Damaged letters occur throughout these issues.

Before giving you the figures on varieties per sheet we want to add that the totals given include 413 copies which were sent to the U.P.U. and 25 copies sent to the Ministry of the Colonies.

1

	Varieties per sheet	Total issued
Normal overprint	78	7,284*
Ct without period	2	187*
Notched 1	20	1,868*
Total	100	9,338

*These are approximate as the total does not represent full sheets.

12½ on 40 cent Lilac and Black (NVPH No. 116)

It is claimed that the overprint was made of two identical five-stamp settings forming a horizontal row of 10. The three types of C are found as in stamp No. 112. There are two differences in the word Frankeerzegel. The first has a "c" in place of the second "e." The second has the "r" in a dropped or lower position (.2 mm lower than the rest of the letters). The fraction bar also comes in three major types: The normal bar, which is 4.2 mm long, and is found on stamps 4, 5, 9 and 10 of any horizontal row. It extends from the line level with the top of the 1 to a parallel line at the bottom of the 2. In some instances the bottom part is missing. It measures approximately 3.8 mm long and appears on stamps 1, 2, 6 and 7 of any horizontal row. Similarly, in other variations the bar is missing the top section. It is approximately 3.6 mm long and appears on stamps 3 and 8 of any horizontal row. In any case, the fraction bar is often made up of several different sized pieces. The various combinations are shown in the chart which follows. One upper right hand corner block is known which shows the colorless embossing of the overprint in the top and right-hand selvage.

	1	2	3	4	5	(6 through 10 same as 1 through 5)
Any horizontal row	CIIB	CIB	CIT	CIIC	CIIR	

CI, CII and CIII = the various varieties of C
T = top part of fraction bar missing
r = dropped (lower) r

B = bottom part of fraction bar missing
c = c in place of e

	Varieties per sheet	Total issued
CIB	20	4,978*
CIT	20	4,978*
CIIC	20	4,978*
CIIR	20	4,978*
CIIB	20	4,978*
Total	100	24,893

*These are rounded and approximate as the total does not represent full sheets.

12½ on 40 cent Lilac (NVPH No. 117)

The basic postage due stamp came in two varieties in that the center value and the word CENT were at first printed separately from the frame until a single die was made for the stamps. The quantity of each printing does not appear to be known. There are only the two types of C for this issue (CI and CII). There are the same two types for the word Frankeerzegel as in stamp NVPH No. 116, except all those with the "c" in place of "e" have a "u" in place of the "n."

The overprint is made up of two five-stamp blocks, again as for stamp No. 116. There is a broken T in the word CENT for the second and seventh stamp. The fifth stamp of the second and seventh vertical rows has a broken 2 in 12. There are only two types of the E, the normal E (Type I) is on the 3rd, 4th, 5th, 8th, 9th and 10th stamp of each horizontal row. The E with the high middle bar (Type II) is on the first, 2nd, 6th and 7th stamp of each row. The 4th and 9th stamps show a notch in the C.



There are notches in various places and also a broken fraction bar. The position of the 1 in 12 of the 12½ varies from between the C and E to over the vertical bar of E. The plate layout is as shown below:

	1	2	3	4	5
All but the 5th horizontal row	CI	CI	CII	CII	CI
For nos. 6-10, substitute T7 for T2	EII	EII	EI	EI	EI
	r	u		C	
		c			
		T2			
		2			

For the fifth horizontal row, add 2 to stamps numbers 2 and 7.



u in place of n



dropped r



broken 2 in 1/2



Top bar of T broken; fraction bar in 2 pieces

Explanation for the symbols used in the plate layout (previous page):

r = dropped r
u = u in place of n
c = c in place of e

2 = broken 2
C = notched C
CI, CII, EI, EII, T2 and T7 are types as listed above.

	Varieties per sheet	Total issued
CIEI	20	2,000*
CIEIIr	20	2,000*
CIEII u c T2	9	900*
CIEII u c T7	9	900*
CIEII u c T2 2	1	100*
CIEII u c T7 2	1	100*
CIIEI	20	2,000*
CIIEI C	20	2,000*
Total	100	9,998

*These are approximate as the total does not represent full sheets.

REFERENCES

- Fifty Years Ago, Nederlandsch Maandblad voor Philatelie, February 1976, p. 89, and June 1976, p. 357.
- Manual of the Stamps of Netherlands, Netherlands Indies, Curacao and Surinam, by A. Arthur Schiller and Johannes de Kruyf.
- De Hulpuitgiften van Suriname 1925-1926, by Jhr. Mr. L.H.L. Stuers, Nederlandsch Maandblad voor Philatelie, November 1955, pp. 264-265.
- Variety Characteristics of Surinam's Postal Hike Emergency Printing Issue, by Frank W. Julsen, Linn's Stamp News, May 23, 1977, p. 66.
- Several letters from A.R. Kamphuis of Het Nederlandsch Postmuseum.
- Notes and the loan of stamps from Ralph van Heerden.

OBSERVATIONS

by Sam Kuczun

Sam Kuczun, who is a Professor of Journalism at the University of Colorado, made a trip to the Netherlands in May and June, and talked with various people, notably "our" Mr. van Dielen. In a previous Newsletter you have already gotten his impressions of the 1979 edition of the NUPH Special Catalog. Here follow his other observations.--The Editor.

The stamp market in the Netherlands exudes a cautious optimism. Talks with half a dozen stamp dealers and auctioneers in late May and early June indicated that stamp prices have held on a plateau since the winter, after declining rapidly following the International AMPHILEX in Amsterdam. Most of the price decline was in the stamps favored by speculators and investors - mint, never hinged stamps. However, there were lower prices in some items in all categories.

Dealers said they were buying very cautiously for stock. (It should be remembered that there is less stamp activity in the summer.) As one Amsterdam dealer pointed out: "Last year I was paying more than \$50 for MNH sets of the Rembrandt charity issue (NVPH Nos. 671-675). Today, I'll sell you all you want for \$50 or less depending on condition." He sounded like a dealer who had bought too many at the higher price when the market turned.

What strength there was in the established rarities, covers (including early FDC's), and recent charity sets from about Scott B434 (the 1968 "Summer" set) on. One dealer in a small town was offering to buy at only 40 per cent of 1978 NVPH Special Catalog, but was willing to buy large quantities at his price. Another dealer, who has advertised extensively in U.S. publications, said he would buy any quantities of MNH sets offered at advantageous prices. As a generalization, he mentioned 50-60 per cent of 1978 NVPH Special Catalog.

A leading Amsterdam auctioneer, Bill Wiggers de Vries, of the firm bearing his name, was looking with some optimism to the first of his Fall sales to get "a feel" for the price level for the 1978-1979 season. He and one other dealer pointed out the economic situation in the country - slow growth but high inflation. Wiggers de Vries said that stamps still remain one of the few investments that individuals without large sums to invest can buy to keep pace with inflation. However, he cautioned that not everything philatelic would increase in the future. He feels there are still some overhanging supplies of MNH which could come out into the market at any time.

I also visited with J. L. van Dieten in The Hague, the oldest and largest auction firm in the country. The building which houses the firm dates from the 15th century. The three-story structure was restored in Napoleon's time and he has occupied it for 15 years. Since 1892 the business has been under the same name. The father of the present proprietor began selling stamps to collectors from a bookstore which he operated in Rotterdam before the turn of the century.

The van Dieten general offices are on the ground floor. An auction room was on the second floor. Bidders for an upcoming auction were examining lots when the quiet-spoken proprietor gave me a short tour of the building. He was especially pleased with a century-old ship's model which decorated the main room on the third floor where rarer stamps were available. There were plush upholstered chairs for the customers to relax in before committing themselves to a purchase. Conservatively dressed in sports jacket and slacks, the white-haired but athletic Mr. van Dieten was also pleased to show off the facilities for his staff.

Although I had not made an appointment, he chatted for almost an hour in very correct English about the 1979 NVPH catalog and the market for Netherlands stamps.

The newly revised catalog will be out on Stamp Day in the Netherlands - October 6. My preview you have already seen. He did have opinions on market conditions when I asked him various questions. The low of price levels was reached in late autumn last year, he said. Prices for charity sets have recovered approximately 10-20 per cent. He said the two 10-guilders and the C13-14 (air mail sea gulls) issues have been slower in recovering from the lows, but he believes that speculative activity in these has been worked out.

As did three out of four dealers I talked with, Mr. van Dieten believes that Netherlands stamps, in an orderly market, will rise a bit more than the rate of inflation. The rise in prices will be higher for mint than for used stamps.

He was very cautious about predicting the future for charity sheets (blocks) and stamp booklets. "The charity blocks may rise a bit, but there are still many collectors who don't want them because they were issued primarily for philatelic purposes," he said. He did not see a bullish future for the activity in the variations of booklets such as printer's marks and off-centering. "They are not rare and can be bought anywhere. It would not be wise to accumulate them for speculation," he thought.

One area which has come into favor in the last 25 years and remains strong is postal history. "There has never been any weakness in prices for good material. Once covers were sold in boxes; now they are sold by the piece. There are differences in condition and in distinct markings, of course. The valuable covers are from the smaller towns with clear postmarks," van Dieten said. He also pointed out that a book examining the history of Dutch postmarks and illustrating known examples is in preparation, but probably several years away from publication.

The boom in Dutch stamps never really spilled over to the colonies. He believes that the recent publication of A Postal History of Curaçao stimulated more specialist activity. "But the problem is that a collector needs so much capital to continue with just the Netherlands. Also there are so many new issues being put out by the postal administrations of Surinam and the Antilles."

Thus, a consensus of caution mixed with optimism with van Dieten probably being the most conservative, but at the head of a large auction firm he probably has the best overall view of the future of the Dutch stamp market.

Mr. Kuczun also sent along a copy of Postzegel Revue, "independent monthly for the philatelist in the Benelux," which was the only stamp magazine available at news stands. It is (that is, the May-June 1978 issue) mostly filled with very well described and illustrated new issues of the world. There was also a second instalment of an article "What and how to invest/collect." Plus a review of the square-circle cancellations of the Netherlands Indies book by A.W. ten Geuzendam. A loose copy is 3.50 gld. All in all it does not seem to be a valuable resource except perhaps for a worldwide collector of new issues.

Postscript by the Editor: Your editor will be going to the Netherlands from September 23 to September 30, mostly to have talks with various philatelic sources. By that time the first fall auctions will have taken place, and you can expect a report on stamp prices in the near future. The October Newsletter will be delayed somewhat due to this trip.

Letters

Before we give you the letters which have poured in, we ought to tell you that we received a long letter from Vic Esbensen in Toronto which amounted to another "article" on Netherlands New Guinea with dozens of illustrations of postmarks that were missed in our recent issue (March 1978). Due to lack of space and other considerations we will run this letter with the illustrations completely in the December issue of the journal.

Here follow two letters from Jan Dekker in Amsterdam, and rather than put in the Dear Editor, we will preface the letters with the articles they are concerned with:

The Netherlands and the Overland Mail, 1607-1871

I feel the need to give two corrections to the article that appeared in volume 3, number 1. The last four lines on page 2: Here the Editor made a slip in his added explanatory sentence: This change from "koper" to "duiten" Indeed, side by side with the VOC coins and others issued after the Dutch rule was resored, there circulated many foreign coins and paper notes, but that was not the main trouble. That was caused by the copper "bonken," odd pieces of copper of varying wieght, stamped accordingly with its value in "duiten." It was this huge mass of copper the Government wanted to get rid of. It were just the VOC duiten and other coins that remained valid all over the country till on the 1st of May 1854 the Dutch guilder - containing 100 cents - was introduced in Java and Madural

With this in mind we turn to page 5, "The Mail in Closed Bags." Here strike another slip, "of which 15 cents had to be prepaid" (twice, in the second and third line of the second paragraph) as well as in the fifth line "'koper' or." As we saw before, the copper had disappeared already in 1847!

The prepayment was obligatory for printed matter and papers along both routes at 15 cent per sheet. On top there was an extra 2½ cents to be paid per sheet via Marseilles, when dispatched on the last or second last day of dispatch to avoid congestion! (From April 1852 through February 1876!) As nearly no printed matter is known nowadays I had omitted this type of mail!

On the letter of Mr. Joseph Geraci, volume 3, number 4, inside cover:

We are completely sure that there was no Indian P.O. at Batavia at all, otherwise Mr. Beer van Dingstee had mentioned it without any doubt! The P & O steamers between Ceylon and Singapore or Australia called at Batavia for a very short period only, otherwise there would have been no need for a shuttle service between Batavia and Singapore by the Dutch Royal Navy to bring and fetch the mails. From August 1st, 1845, H.M.S. Bromo and others plied regularly between both cities every month. The full list can be found in "Overland Mail" by Mr. D. W. de Haan (1973), page 20.

Both pieces mentioned by Mr. Jal Cooper no doubt were handed to the P & O ships by the Agent at Batavia, as was the general practice in all far-away parts of our globe.

Even the argument of Mr. Geraci, that the INDIA PAID marks were struck normally in red against the BLACK strikes on Netherlands East Indies letters is an argument against its Indian or English origin! That Netherlands East Indies INDIA PAID BY BATAVIA framed and in two lines shows completely other types as can be seen from the illustrations in The Philatelist of Robson Lowe, whole numbers 500 and 502, October and December 1966, illustrated by Col. D.R. Martin, R.D.P., and Mr. A.C. Glodhill.

Moreover, the use of that handstamp was mentioned in an official announcement of the Netherlands East Indies government regarding the new rates and regulations on the Overland Mail, published in the Javasche Courant of December 30, 1846, and January 2nd, 1847. This announcement was published for the first time by Beer van Dingstee in his De Ontwikkeling van het Postwezen in Ned. Oost-Indië of 1935.

I hope that Mr. Geraci can agree that further research has no use any more!

Jan Dekker, F.R.P.S.L.

P.S. The INDIA PAID mentioned by Col. Martin (l.c.), used in 1871 to Europe and to India, was also struck in black and measured 31 x 9 mm and shows block letters (illustration in De Postzak, number 82, December 1968). The use of these marks to India and China emphasizes its use in the Netherlands Indies. The inauguration of the Netherlands Indies seapost office between Batavia and Singapore was mentioned in the Dutch Postal Circular No. 671 of May 11, 1866.

Wilhelmina with Long Hair, brought up to date

Part III of the serial appeared just after Amphilex was over. There Mr. Witpen of Malden (Gr. Brit.) showed the magnificent results of his researches into the Young Queen issue. These also had their influence on my article in the Amphilex catalog, "Queen Wilhelmina Sixty Years on the Stamps, 1891-1951" (in Dutch). There you can find the scheme of the 1891 issue. I am very sorry that the indication of the years 1891-1896 were omitted on the left and the small round cancels on the right.

At first, some amendments to the article on page 55. Strike in the second paragraph the sentence in brackets that was not in the original text. I stated that there was a steel engraving of the head of young Wilhelmina. So it is rather queer to read about a wood engraving. The only wood engraving for any Dutch stamp was made by Chris Lebeau for the 1921 airmail set! (Note from the Editor: I don't agree; many more stamps were based on an original wood engraving, but we will treat this in a later issue.) Next pa-

paragraph, please strike "(?)" behind the 10 cent. Mr. Witpen found that value with the dotted numeral cancelled. The Speciale Catalogus separated the stamps into three groups according to the colors only!

In the list of the earliest plate printings, please alter the dates of the 10 and 12½ cents into December 5, 1892, and September 21, 1892. The most amazing fact was that the plates available for the 50 cents were never used as in the case of the 1 Guilder. Please strike that value from the list.

Second line of the next paragraph should read as follows: "... to several years for the only printing of the 1 Guilder delivered in September 1891 and sold at the P.O.'s not before mid-October 1894!"

The most remarkable find of Mr. Witpen was a pair of the 7½ cents with both types from a plate printing! This was no doubt in this case a secondary flaw most strikingly alike to the E of the loose blocks. This was illustrated in color in the Amphilex catalog.

Interesting new finds are:

The new colors of synthetic dyes were ordered to be used from July 1, 1894. There was one exception as the stock of the 25 cents nearly ran out and therefore it was ordered to print a small extra batch in the old color as well. This was caused by an unusually small printing of 487 sheets net, delivered in June. By error this was left blank in the scheme! On August 11 another small printing of 463 sheets net was delivered and the new color followed by the end of September.

In the case of the 22½ cents the first printing in the new color was delivered in March 1895 and was reported in June 1895 only. All other values were reported around October 1st, except for the 3 and 25 cents a few weeks later. This last value showed another peculiarity: On March 8, 1895, a printing was delivered from loose cliché's again, consisting of 2926 sheets. These queer stamps can be found used from mid-September of the same year! The 2.50 gld followed on August 13, 1895, being the last of the original set. Found used August 12, 1895.

Mr. Witpen also looked at the paper and took measurements with interesting results. Up to the third quarter of 1893 the same wove paper was used as for the foregoing King William issue, rather thick, about 0.07 mm. This period comprises all printings from forms of loose cliché's, including the last one of the 50 cents, and both of the 2.50 gld old color, and all line perforated 11½, except, of course, the late 25 cents in the new color of 1896!

In the last quarter of 1893 a thinner paper of 0.06 mm was introduced and was used just over a year. It shows a very clear mesh and in this period the new colors were introduced. Then, from November 1895 till October of the next year a very weak and frayed paper was used, showing small holes in the perforation! Thickness varies from 0.06 to 0.07. In the last quarter again very thin paper was used and remained the same till the end of 1901, 0.05-0.06 mm and rather stiff causing very sharply cut perforations.

This was also reported by Mr. W. E. Gerrish, O.B.E., F.R.P.S.L., in his paper "Holland: The Young Queen," in the London Philatelist, 1960, page 135. A very helpful article in respect of the colors too.

Most amazing, however, was that the change of color in the postage due stamps from light to dark blue was also a consequence of the introduction of the new synthetic colors. The postage due stamps are considered to be two separate sets, contrary to the treatment of the 1891 issue. The same we find in the 1876 issue (NVPH Nos. 30-33, and 30b-33a) and partly in the colonial issues, but there in the postage stamps only.

From a letter to Mr. van Zandhoven, regarding the article "The Veth Era," in this Journal, volume 3, number 4, those parts which may be of interest to our members:

At the bottom of page 50, the total number of stamps sent to the Indies of the 15 cent value misses a "6"; it should read: 1,643,834.

Stamps have now been found with the perforation OV/F of the Ongevallenverzekering Fatum in The Hague, known as firm perforations, but only recognized as POKO's after the appearance of Bauder's revised edition, and dated November 1911, hence within a half year after the start. Even then two pins were missing and in 1913 two more!

The late issue of the 2.50 gld Veth stamp (NVPH No. 164; Scott No. 162) had nothing to do with the two 2.50 gld overprints, which were at once delivered to the eleven provincial capitals and Amsterdam and Rotterdam, and which were not much really used. The real reason was a delivery of a great number of 2.50 gld stamps of the 1899 issue (NVPH No. 78; Scott No. 84) after the overprints were distributed.

The orange 22½ cent (NVPH No. 191B) was issued for use on registered foreign letters, not just across the Atlantic. On April 1, 1939, the registry fee had been lowered to 10 cents, which, together with the regular foreign rate of 12½ cents came to 22½ cents.

On April 1, 1940, all the Veth stamps up to and including the 40 cents were superseded by the new Konijnenburg stamps, but they were still available at the philatelic windows until October 11, when all the stamps with the portrait of Queen Wilhelmina were no longer sold, since at that time the "jail" stamps were available all over the country. (Mr. van Zandhoven had wondered about the supplies of old stamps, since these were usually used up before a new series was generally available.)

Finally, it is too bad that you did not include the postal stationery in your article, even in passing. There are two reasons for my dismay. The envelopes for the 1903 set as well as those for the next definitive issue ("the little ship") have value imprints quite different from those of the stamps. Here Veth had the freedom to design something else than the normal rectangle which for practical reasons usually limits the design. (Note from the Editor: In a future article we will treat some stationery; neither Mr. van Zandhoven nor the editor were aware that Jan Veth had also designed the postal stationery of the period.) The Veth designs have also survived the war in that the saved supply of illustrated photo post cards were reissued in 1946 with the overprint "5" and finally invalidated June 30, 1946.

Jan Dekker